




milkingrobot equipment and peripherals



Barn equipment

Product
brochure

A black and white cow is the central focus of the image, standing in a lush green field. The cow is facing left, and its body is covered in characteristic black spots on a white background. The background shows a clear blue sky and a distant horizon line with some trees. The overall scene is bright and natural.

Boetech was founded in 1997, inspired by the first prototype of the Lely Astronaut milking robot. We offer innovative, efficient and reliable highly quality products that add value to your automatic milking system.

Over the years we have built up a wide range of products. Our committed and innovative approach is based on 25 years of experience. Milk quality, cow friendly products and free cow traffic form the foundation of our policy, and are at the basis of the development of new products. Free cow traffic means the cow can eat, drink and get milked without hindrance, whenever the cow wants to. At each stage of production rigorous quality tests are carried out by the experts to ensure the best equipment. Clean drinking water is important for the health of the cow and the milk production: 85% of milk consists water. The more clean water the cow drinks, the better the health of the cow and thus indirectly the milk quality.

We collaborate with dairy farmers to create sustainable and cost-effective products that meet our business goals. The company's success was and is based on efficiency and optimization.

For more than twenty years we have been certified installer of the Lely Milk robot in the Benelux. We are proud of our bond with international dairy farmers and our continuing international growth.

A healthy, happy cow results in a satisfied farmer and a higher milk yield, with better milk quality!

Table of contents

1. GATES	4
1.1 AUTOMATIC GATE	4
Operation of the automatic gate	4
Remote control (optional)	4
1.2 SPLIT ENTRY AND SEPARATION GATES	6
Standard split entry gates	6
Forced split entry gates	7
Automatic split entry gates	7
Separation possibilities	9
Mounting posts	10
1.3 TEXAS GATES	11
Texas gates	11
Texas gate cross traffic	12
Mounting posts	13
Cow crossing turning bracket	14
Flex barrier	14
Step by arc	14
1.4 TELESCOPIC TURNING GATES	15
1.5 TURNING GATES	17
1.6 HEIFER MILKING BRACKET ARCH	18
2. GENERAL INSTALLATION PRODUCTS	19
3. DRINKING WATER TROUGH	22

1. Gates

1.1 AUTOMATIC GATE

A valuable and easy solution.

- **Simplifies work, labor saving and work comfort.** Thanks to a computer-based control unit, the gate automatically opens after all cows have been milked. Easy to control with the controller. Setting up a waiting area with fences at least twice a day results in more work.
- **Group by group.** The automatic gate ensures that groups of cows remain separated. When the last cow, from your separated group is milked, the gate is lifted automatically to open the milk robot entrance for all cows.
- **No lost milking time.** In this way, the milking robot is never unnecessarily inaccessible.
- **Cow friendly.** No repression of low-ranking cows and obstacles on the way to the robot.



Operation of the automatic gate

The automatic gate is a vertical lift gate that moves up and down vertically over the gate opening. The gate has strong tall vertical support towers on each side of the gate opening. The pneumatic motor drives both sides simultaneously. The design of the automatic gate provides a high level of comfort for your herd.

The automatic gate enable the easy creation of a waiting area for low-ranking cows and for animals that are unaccustomed to the robot. After the cows in the waiting area have been milked, the gate will open automatically, ensuring good cow flow. Operation of the automatic gates is integrated in the A3 and A4 milking robots in the X-link and the E-link. These systems can operate three gates. With an extra Boetech switch box, it is possible to operate a maximum of four automatic gates, still using the software of the X-link or the E-link. When the last cow from your separated group is milked, the gate is lifted automatically to open the milk robot entrance for all cows.

Remote control (optional)

Controlling the gate is made easy with a remote control. The gate can also be operated by a button on the gate itself. The remote control operates the fence from a distance, making it easy to select attention cows. When a control key is pressed the command is sent to the control unit. Since the gate opens automatically when all cows have been milked, the risk of leaving the cows in the waiting area is excluded.



Automatic gates are a valuable and easy solution. Automatic gates should be positioned in such a way that cubicles are not included in the waiting area. It is important to be able to move attention cows easily.

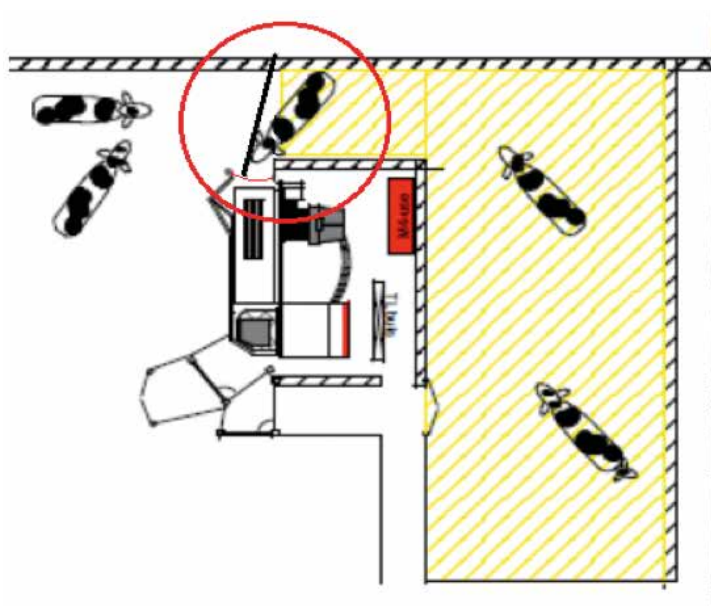
CODE		PRODUCT
300550		<p>Automatic gate max. 3m</p>
300551		<p>Automatic gate max. 5m</p>
300596		<p>Switchbox Automatic gate for A4 Incl. remote control. Power supply CR2032. Max. 4 gates.</p>
302580		<p>Set remote control for A3/A4 Incl. remote control. Power supply CR2032. Max. 3 gates.</p>
300561		<p>Remote control receiver for A3/A4 Excl. remote control.</p>
300562		<p>Remote control 4 channels Incl. Power supply CR2032. Max. 3 gates.</p>
300563		<p>Remote control 4 channels Max. 4 gates. We recommend to order 1 or 2 receivers (300561). Power supply CR2032.</p>
300564		<p>Remote control 8 channels Max. 8 gates. We recommend to order 1 or 2 receivers (300561). Power supply CR2032.</p>

1.2 SPLIT ENTRY AND SEPARATION GATES

The separation gate functions under the control of the milking robot. The split entry gate offers you the ability to create a shared entrance to your milking robot(s). This enables animals to always have access to the robot from a waiting area or separation area. You can choose the standard split entry, the forced split entry or the automatic split entry. All gates are pneumatically operated. Their robust construction are ideal for livestock. Boetech has a wide range of separation solutions to be used after leaving the robot. This simply makes it easy to route cows to the right destination when they leave the milking robot.

Standard split entry gates

The standard split entry gate must be pushed open by the animal itself from the other area, similar to, for example, a Texas gate. The gate is always positioned in the way that cows from the barn can walk in freely.



Forced split entry gates

With a forced split entry gate, the cow doesn't use her own strength to open the gate. As soon as a cow in the separation area stands under the sensor, the gate will open automatically. The cow can freely access the milking robot. After the cow has passed through, the gate will close again. The forced split entry gate ensures the low-ranked or fresh cows to freely enter the robot without having to compete with the dominant animals in the barn.

The special shape of the moving gates contributes to the cow-friendly design. Due to the recess in the gate, the cow cannot get her neck caught in the gate. There are no protruding parts that could injure a cow.










Automatic split entry gates

It is also possible to install an automatic split entry in front of your waiting area, thus making it possible to operate the split entry with the software of the automatic gates of the A3/A4. After a set number of cows has been milked, the gate opens again for the cows in the rest of the barn. A sensor is not used in this case.

The special shape of the moving gates contributes to the cow-friendly design. Due to the recess in the gate, the cow cannot get her neck caught in the gate. There are no protruding parts that could injure a cow.



CODE		PRODUCT
300972		Split entry gate wall mounted length adjustable from 100 to 145cm.
300970		Split entry 2" post COWCOMFORT length adjustable from 100 to 145cm.
360970		Split entry 2" post COWCOMFORT length adjustable from 112 to 145cm.
300973		Split entry 2½" post COWCOMFORT length adjustable from 100 to 145cm.
301360		Split entry LANG 2½" post COWCOMFORT length adjustable from 170 to 285cm.
302975		<p>Set forced split entry</p> <p>The set consists of:</p> <ul style="list-style-type: none"> ▪ Separation gate 1,5m (300978) ▪ Photocel sensor ▪ Cylinder with airvalve ▪ Small electrical box <p><i>Only 24VDC has to be connected onto the electrical box. 6mm air pressure has to be connected to the cylinder.</i></p>
302865		<p>Set automatic split entry</p> <p>The set consists of:</p> <ul style="list-style-type: none"> ▪ Separation gate 1,5m (300978) ▪ Cylinder with airvalve ▪ Small electrical box <p><i>Only 2x 6mm airline has to be connected to the cylinder. The automatic split entry works like an automatic gate.</i></p>

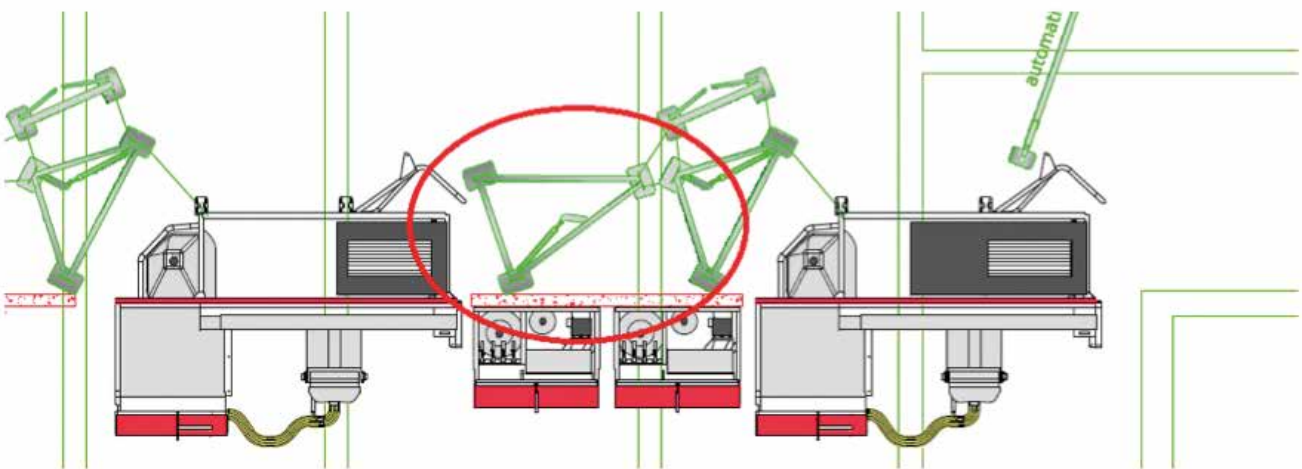
Separation possibilities

For the separation of cows at the exit of the milking robot, various separation gates are available. These gates can be connected to the robot, to ensure that the correct gate will open after the cow has been milked.

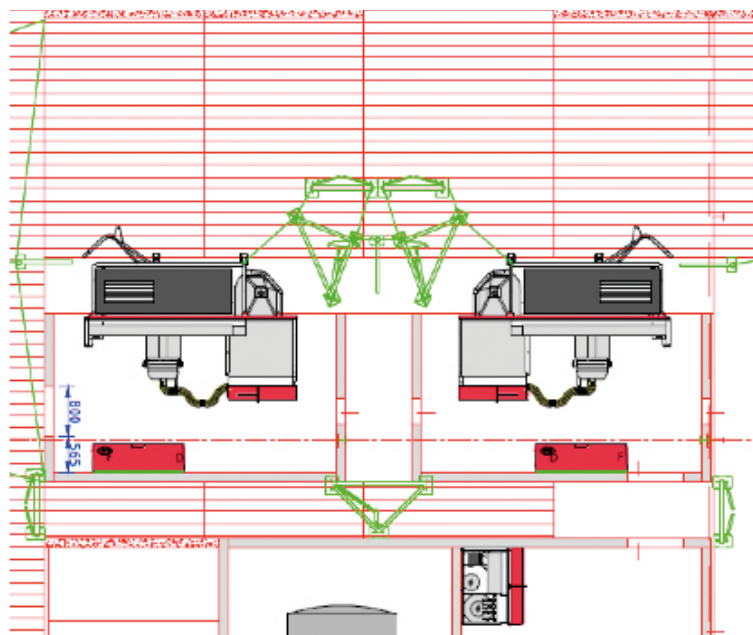
The special shape of the moving gates contributes to the cow-friendly design. Due to the recess in the gate, the cow cannot get her neck caught in the gate. There are no protruding parts that could injure a cow.

The manual exit selector can be mounted near a separation gate to select a cow manually if the cow is already in the robot. It is also possible to use this selector to control the separation gate manually.

A 1 meter wide separation gate is normally used after the robot. A 1,5 meter separation gate is also available, which enables through-selection (if installation of milking robots in tandem). See the figure below.



When 2 robots are installed head-to-head, in-between separation is available. The cows are separated by a corridor between the robot areas. See the figure below.



CODE		PRODUCT
300974		Separation gate 1m Incl. cylinder, 3 mounting posts (300460).
300978		Separation gate COWCOMFORT 1,5m Incl. cylinder, 3 mounting posts (300460).
200147		Switchbox with PLC for remote separation
200145		<i>Switchbox with PLC for separation between 2 robots</i> (in-between separation)
300981		Manual exit selector

Mounting posts

Mounting posts have holes. They are mainly used for the installation of Texas gates and separation gates.

IMPROVED PRODUCT!



300460
Mounting post 30x20 2"



300465
Mounting post 30x13,5 2"







300466
Mounting post 18,5x20 2"

1.3 TEXAS GATES


Texas gates

Texas gates are used to prevent animals from moving in the wrong direction. The pins in the gates are implemented in a way that the returning movement is driven by gravity. This makes springs unnecessary. Texas gates are mainly installed at the exit of the milking robot or to close the separation passage. A Texas gate consists of a set of Texas doors, mounted to a robust gate. Texas gates can be attached to posts or to a wall as needed.






CODE		PRODUCT
300001		Texas gate complete standard Incl. set of Texas doors 2" 400 mm (300002).
300061		Texas gate complete Jersey Incl. set Texas doors 2" 400 mm (300002). <i>Texas doors are mounted 10 cm lower than the Texas doors of the Texas gate complete standard.</i>
300002 300003 300008		Set Texas doors 2" pipe 400 mm 500 mm 900 mm
300010 300011 300016		Set Texas doors 2½" pipe 400 mm 500 mm 900 mm
300012 300013 300017		Set Texas doors wall mounted 400 mm 500 mm 900 mm

NEW PRODUCT!



Texas gate cross traffic

The Texas gate for cross traffic ensures that, when a cow passes through, an opening of 90 cm on one or both sides is shut off. This makes it possible to, for example, block access to the robot area when a cow passes through the cross traffic gate. The cross traffic gate is available as a post-mounted or wall-mounted model.

CODE		PRODUCT
300950		<p>Gate complete for cross traffic Incl. set cow crossing doors 2" 900 mm (300014).</p>
300014		<p>Set cow crossing doors 2" pipe 900 mm</p>
300015		<p>Set cow crossing doors 2½" pipe 900 mm</p>

Mounting posts

Mounting posts serve as the basis for the installation of a 2" pipe. They are used for example for the installation of Texas gates and separation gates.

IMPROVED PRODUCT!



300460
Mounting post 30x20 2"



300465
Mounting post 30x13,5 2"




300466
Mounting post 18,5x20 2"

Cow crossing turning bracket

The cow crossing turning bracket can be used to close intersecting routes of man (clean route) and dairy (dirty route). Because of the practical shape and adjustable length the cow crossing turning bracket can be adjusted in a way that a cow can't pass, but a person can easily pass through. When you need a wider passage, the brackets can be turned easily. The brackets can be mounted on the wall, 2" or 2½" standing post.




CODE		PRODUCT
300382		Cow crossing turning bracket Excl. mounting materials.

NEW PRODUCT!



Flex barrier

The flex barrier can be mounted at the exit of the milking robot. Because of the three vertical tubes it is impossible that the cow gets her neck caught in the gate, which can cause a cow traffic rolling up at the exit of the robot. The length of the barrier is flexible to be determined, depending on the individual barn situation at the exit of the robot. The barrier can be mounted easily and quickly, resulting in a saving of installation time. Moreover fewer t-clamps are required than with the installation of separate tubes.

CODE		PRODUCT
300357		Flex barrier 200 cm

NEW PRODUCT!

Step by arc

The step by arc serves to simply get access to, for example, the barn or separation area, while the passage is blocked for cows.



CODE		PRODUCT
300379		Step by arc Incl. 2 mounting posts 2" (300460).

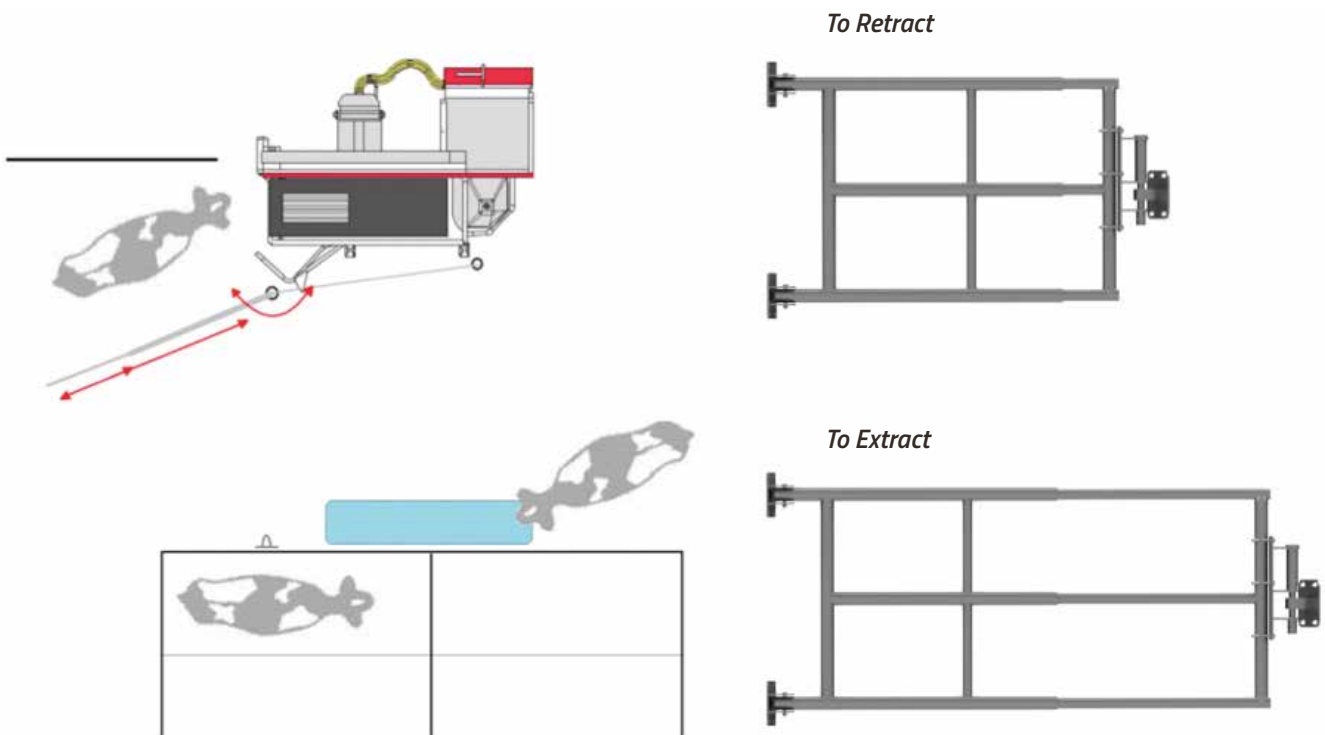
NEW PRODUCT!








1.4 TELESCOPIC TURNING GATES

A telescopic turning gate is suitable for passages that need to be opened and closed. at the entrance of your milking robot. This enables one person to easily send the remaining cows to the robot. In addition, the telescopic turning gate can close off one side of the waiting area. Of course there are many more opportunities and applications for the telescopic turning gate. Due to the adjustable length, it is possible to close off a number of passageways with a single gate. Using multiple locking points you can lock the gate at different positions. The gates are available in different lengths.



The figure below shows a situation around the robot including a telescopic turning gate at the entrance of the robot. The image on the right shows that the gate consists of two parts. Part B fits into part A. By pulling and pushing the bar you can make the gate bigger or smaller. This allows any desired length up to 6 meters to be closed off in a very simple way.




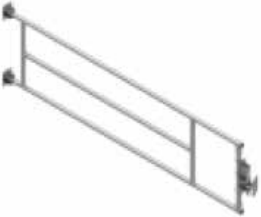
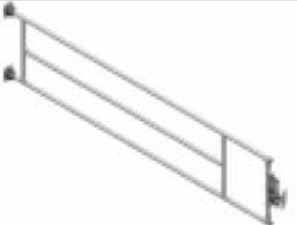
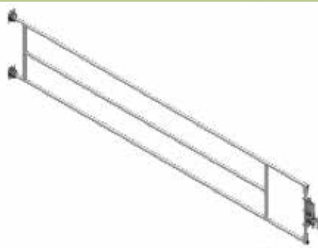





CODE		PRODUCT
300220		<p>Telescopic turning gate 100-150 cm 1 1/2" Excl. posts. Incl. 2 universal fasteners 1 1/2" (300404), 1 lock point set (750430) and 1 lock point (300432). <i>See 'general installation products' for fitting installation products.</i></p>
300365		<p>Telescopic turning gate 265-450 cm 2" Excl. posts. Incl. 2 universal fasteners 2" (300405), 1 lock point set (750430) and 1 lock point (300432). <i>Advice: Installation with support wheel (301328) for more stability.</i> <i>See 'general installation products' for fitting installation products.</i></p>
300367		<p>Telescopic turning gate 365-600 cm 2" Excl. posts. Incl. 2 universal fasteners 2" (300405), 1 lock point set (750430), 1 lock point (300432) and 1 support wheel (301328). <i>See 'general installation products' for fitting installation products.</i></p>
750430		<p>Lock point set Incl. 3 wire clamps 1 1/2" (300324).</p>
300432		<p>Lock point, wall or post mounting Excl. wire clamps.</p>
301328		<p>Support wheel Incl. 2 parallel clamps 2" (300310).</p>
300400 3004002 3004003		<p>Floor mounted support post Incl. red cover. 2 1/2" x 150 cm 2 1/2" x 200 cm 2 1/2" x 300 cm</p>

1.5 TURNING GATES

With a turning gate a fixed passageway can simply be closed off. Turning gates are available in various sizes and can be adjusted to the right size.





CODE		PRODUCT
300358		<p>Turning gate 150 cm 1½" Excl. posts. Incl. complete general installation products.</p> <p><i>See 'general installation products' for fitting installation products.</i></p>
300360		<p>Turning gate 200 cm 1½" Excl. posts. Incl. complete general installation products.</p> <p><i>See 'general installation products' for fitting installation products.</i></p>
300361		<p>Turning gate 250 cm 1½" Excl. posts. Incl. complete general installation products.</p> <p><i>See 'general installation products' for fitting installation products.</i></p>
300362		<p>Turning gate 300 cm 1½" Excl. posts. Incl. complete general installation products.</p> <p><i>See 'general installation products' for fitting installation products.</i></p>
300363		<p>Turning gate 350 cm 1½" Excl. posts. Incl. complete general installation products.</p> <p><i>See 'general installation products' for fitting installation products.</i></p>
300369		<p>Turning gate 450 cm 1½" Excl. posts. Incl. 2 Incl. complete general installation products.</p> <p><i>See 'general installation products' for fitting installation products.</i></p>

CODE		PRODUCT
300439		Pawl lock point, easy to mount and suitable for 1½" and 2" gates. Excl. mounting parts.
300432		Lock point, wall or pipe mounting Excl. wire clamps.
300400 3004002 3004003		Floor mounted support post Incl. red cover. 2½" x 150 cm 2½" x 200 cm 2½" x 300 cm










1.6 HEIFER MILKING BRACKET ARCH








The heifer milking bracket arch prevents restless heifers from moving too much in the longitudinal direction during the first time of milking. The milking bracket arch is available in a left and a right model.








CODE		PRODUCT
300385		Heifer milking bracket arch A4 left model NEW PRODUCT!
300386		Heifer milking bracket arch A4 right model NEW PRODUCT!

2. General installation products

CODE		PRODUCT
300460		Mounting post 30 x 20 cm for 2" pipe These mounting posts are used for example for the installation of Texas gates and separation gates.
300465		Mounting post 1/2 horizontal 30 x 13,5 cm for 2" pipe The footplate of these mounting posts is smaller.
300466		Mounting post 1/2 vertical 18,5 x 20 cm for 2" pipe The footplate of these mounting posts is shorter.
300404		Universal fastener 1 1/2" Excl. wire clamps.
300405		Universal fastener 2" Excl. wire clamps.
300439		Pawl lock point, easy to mount and suitable for 1 1/2" en 2" gates. Excl. mounting parts.
750430		Lock point set Incl. 3 wire clamps 1 1/2" (300324).
300432		Lock point, wall or pipe mounting Excl. wire clamps.
300400 3004002 3004003		Floor mounted support post Incl. red cover. 2 1/2" x 150 cm 2 1/2" x 200 cm 2 1/2" x 300 cm

CODE		PRODUCT
300410		<p>Wall support 1½" x 70 cm To mount on the robot or a solid wall.</p>
300412		<p>Wall support 2" x 70 cm To mount on the robot or a solid wall.</p>
301328		<p>Support wheel Incl. 2 parallel clamps 2" (300310).</p>
300201 300202 300203 300207 300208		<p>T-clamps T-clamp to mount a 1½"/2" pipe on a 1½"/2"/2½" pipe. Incl. bolt. AxB: 1½" x 1½" AxB: 1½" x 2" AxB: 1½" x 2½" AxB: 2" x 2" AxB: 2" x 2½"</p>
300310		<p>Parallel clamp 2" x 2" Parallel clamp to mount a 2" pipe on a 2" pipe. Incl. bolts.</p>
300329		<p>Cross clamp 2" x 2" Cross clamp to mount 2 pipes 2" crosswise. Incl. bolts.</p>
300314 300315 300317		<p>Tube clamps 1½" 2" 2½"</p>

CODE		PRODUCT
300324 300325 300326		<p>Wire clamps Incl. nuts 1 ½" 2" 2 ½"</p>
300104 300105		<p>Floor anchors Floor anchor M10 Floor anchor M12</p>
300301		<p>Rooster-anker Incl. bolt of stainless steel M12 Optionally, an adjustable bolt can be added for unequal slatted floor.</p>
300302		<p>T-bolt heavy, bolt of stainless steel for unequal slatted floor Incl. bolt of stainless steel M12</p>
99998017 99998019		<p>Tubular box spanner Tubular box spanner 17 Tubular box spanner 19</p>

3. Drinking water trough


The importance of water intake is often underestimated. A cow doesn't drink water when the water is not fresh. Boetech has developed a cow-friendly drinking water trough. Welfare and cow-comfort have been the starting points in the development of this water trough.

The drinking trough and the set of legs are made of stainless steel. The drinking water trough is available in various sizes, suitable for floor mounting and wall mounting.




The Boetech drinking water trough has many benefits:

- **Animal-Friendly.** No sharp corners where a cow can't hurt herself.
- **Float valve in the middle.** Research shows that cows like to drink water from the sides of the trough.
- **High-flow floater.** Low resistance provides maximum water flow, up to 50 litres/ minute.
- **Easy to clean.** No inaccessible areas where bacteria can grow undisturbed. Thanks to the large (DN50) ball valve the trough is easy to empty.
- **Optimized drinking water surface.** More drinking comfort for the cow because of the shape of the trough and the compact floater.
- **Easy to install.** The drinking water trough is standard supplied for wall mounting only. Optionally, a set of legs can be ordered to mount the drinking water through on the floor.
- **Combination with a pre-cooler.** Possibility to discharge pre-cooled water directly into the drinking water trough.
- **Combination with a Lely Discovery barn cleaner.** At an installation height of 80cm, the Lely Discovery barn cleaner fits underneath the drinking water trough.



CODE		PRODUCT
416100 416120 416200 416220 416300		<p>Drinking water trough sanitary stainless steel, wall mounted 100 x 53 cm 120 x 53 cm 200 x 53 cm 220 x 53 cm 300 x 53 cm</p>
416060 416080		<p>Set of legs stainless steel 60 cm 80 cm</p>
416011		<p>Tube set for 1 water connection 150 cm</p>
416012		<p>Tube set for 2 water connections 150 cm (circulation system)</p>
9999804		<p>Cleaning brush This brush will never disappoint you when using. It keeps it's shape over time.</p>



Antennestraat 38
1322 AE Almere

sales@boetech.nl
+31 854 89 8410

boetechmeps.com